



IT'S VERY WELL
MADE IN TAIWAN



National Award



Rising Star Award

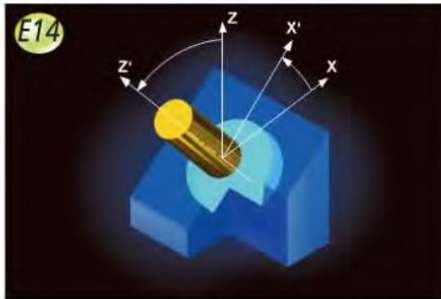


Large E D M series

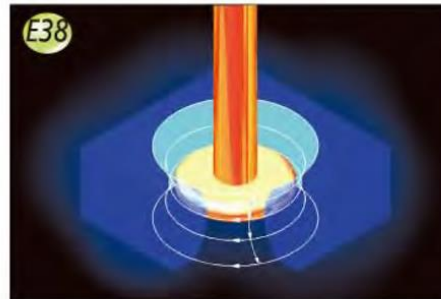


CM 3076C+75N (A)+75N (A)

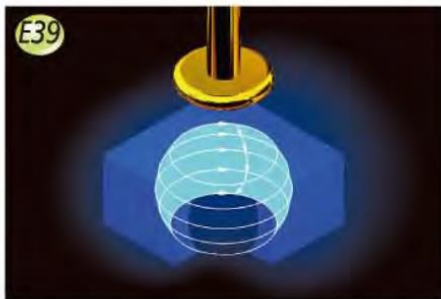
SPECIFICATION OF E CODE FUNCTION



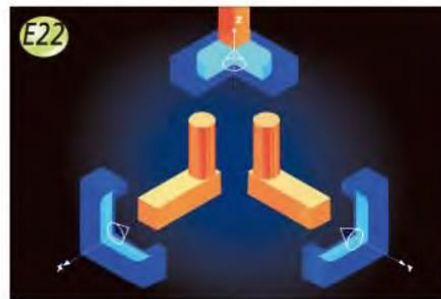
Work-piece slanted at 45 degree, the Electrode could able to do orbiting sparking at 45° Ramp accordingly.



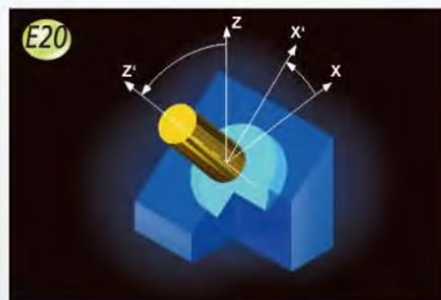
An exterior global processing, Z-axis do stepwise sparking in harmony, X,Y axes act arc circular motion on its radius.




An interior global processing, Z- axis do stepwise sparking in harmony, X,Y axes act arc circular motion on its radius.



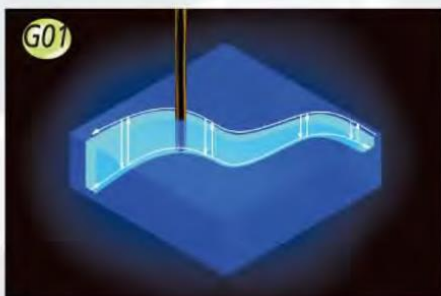
Orbiting sparking, could act 3 axes in six directions moving along with rotation.




Electrode Depth lock-up, X,Y axes do orbiting sparking.



Z-axis sparking with C-axis equipment to act screws Threading, Spiraling jobs.



GM Code Edition mode : It's available to use GM code to do contouring job on 3D trajectory synchronization.



X,Y axes sparking with C-axis to act rollaway molds jobs.

MACHINE FEATURES

- The machine structure is designed by advanced CAD system to ensure deformation-free performance and high accuracy machining.
- Table surface is hardened for maximum wear resistance.
- Precision ball screws on X, Y, and Z – axis provide smooth movement plus the Precision Glass Scales provide the accuracy and repeatability required.
- The machine structure is manufactured from high quality cast iron (FC30), treated and tempered to relieve stress. This assured high rigidity, deformation-free and dependable machining accuracy.
- The spindle feed on linear motion guides to ensure long term accuracy and durability.
- The machine structure is designed via computer analysis to ensure machining accuracy.



CM 1475C+50N



CM 2076C+75N



CM 2076C+75N+75N



CM 1675C+50N

THE FIRST ISO 9002 CERTIFIED EDM MANUFACTURER IN TAIWAN

COMPLETE FUNCTION EASY OPERATION

- ⊕ Closed-loop linear scales feedback on X, Y, and Z axes for precise positioning and cutting accuracy.
- ⊕ Dialog programming to automatically select optimum machining conditions based on electrode size and material, work piece type, depth of cut, and desired surface finish.
- ⊕ E codes (canned orbit cycles) for commonly used modes. i.e. – side machining, square, vectoring, and circular enlarging, tapering, etc.
- ⊕ Automatic edge and center finding and Z reference location.
- ⊕ 3-axis linear, 2-axis arc, 3-axis spiral, and 4-axis contouring offset movement.
- ⊕ 15" TFT with graphics, US Band Ethernet connection.
- ⊕ Sub-programming.
- ⊕ 999 Z-axis automatic machining depths.
- ⊕ 99 sets of working parameters available from database operator changeable.
- ⊕ Lower wear power supply with fast metal removal.
- ⊕ Automatic return to center and back-up function to respond to arcing conditions.

OPERATION INTERFACE

- ⊕ Friendly operation with quick start manual to shorten the operator training hours and increase operator efficiency.

FEATURES

- ⊕ Stable, cast construction.
- ⊕ Dialog control system.
- ⊕ High precision ball screws on X, Y, Z, and Glass Scales.
- ⊕ Linear guideways X, Y, Z.
- ⊕ Anti-arc circuitry.



REMOTE CONTROLLER FUNCTION



- ⊕ Easy operation on X, Y, Z, and C axis movement via remote controller.
- ⊕ Temporary stop and continue executing function.
- ⊕ ON / OFF pump.

S CODE FUNCTION

- ⊕ Built-in working conditions applicable for different workpieces and electrodes for most efficient machining.
- ⊕ 200 sets of working conditions edition and memory store. Convenient for downloading during operation.
- ⊕ Working conditions can be changed and saved in memory during cutting.

AUTO EDIT FUNCTION

- ⊕ Friendly conversation window available.
- ⊕ Suitable working conditions easily and quickly come up by just keying in electrode and work piece material, sparking current and desired surface roughness.
- ⊕ Working depth will be automatically adjusted by controller after changing sparking depth for ideal working condition.

E CODE FUNCTION

- ⊕ Unique CHMER E code function to achieve 3 axis simultaneous machining without complicated G and M codes.
- ⊕ Different e codes available for different working applications.
- ⊕ Friendly E code illustration for operator to understand E code machining before and during the cut.

SPECIFICATIONS

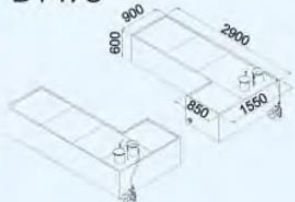
Machine body		CM 1475C	CM 1675C	CM 1876C	CM 2076C	CM 3076C
Table size (WxD)	mm	1700x1000	1700x1000	1700x1000	1700x1000	3100x1000
Table travel (X, Y)	mm	1400x700	1600x750	1800x750	2000x750	3000x750
Ram travel (Z1)	mm	600	600	600	600	600
Distance from RAM platen to work table	mm	500-1100	500-1100	500-1100	500-1100	500-1100
Max. electrode weight	kg	500	500	500	500	500
Max. work piece	mm/inch	2200x1320x700	2550x1320x700	2650x1320x700	2900x1320x700	3700x1400x700
Max. workpiece weight	kg	6500	7000	8000	11000	12000
Outside dimensions	mm	2600x3500x3700	2900x3500x3700	3150x3500x3700	3500x3500x3700	4600x3500x3700
Machine net weight	kg	9500	9850	10200	10550	16170

Power Supply Unit		50N	75N	125N	150N
Max. machining current	A	50	75	125	150
Max. power input	KVA	5	6	10	12
Max. machining speed	mm3/min	350	550	900	1050
Electrode wear rate	%	0.2	0.2	0.2	0.2
Best surface roughness	µm/Ra	0.45	0.45	0.45	0.45
Outside dimensions (LxWxH)	mm	620x850x1860	620x850x1860	620x850x1860 +450x470x1650	620x850x1860 +450x470x1650
Weight	kg	180	220	400	440

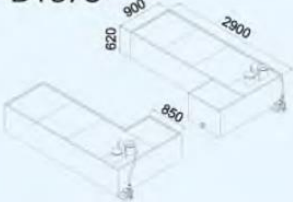
Dielectric		D1475	D1675	D1876	D2076	D3076
Volume	L	3900	4250	4650	4850	5950
Weight	kgs	600	700	750	800	950

Outside Dimensions (LxWxH) mm

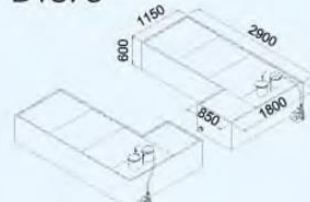
D1475



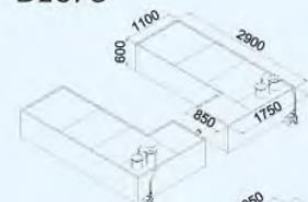
D1675



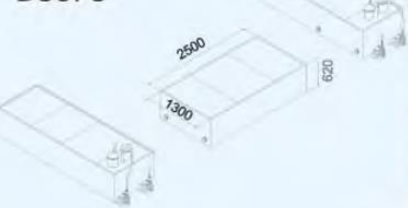
D1876



D2076



D3076



- Note: The manufacturer reserves the right to modify the design for specifications, mechanisms, ...etc. to improve the performance of the machine without notice, all the specifications above are just for reference.



CHMER

CHING HUNG MACHINERY & ELECTRIC INDUSTRIAL CO., LTD.



1974 Bucktail Lane
Sugar Grove, IL 60554
Tel: 630-466-5588
Fax: 630-466-5599
sales@edmnetwork.com